



District Report Card: 2017


State: Assam	District: Nalbari
Class: 3	Subject: Language
Schools: 60	Students: 889


Participation/Coverage


Students

<div>GENDER</div> <div></div>	Boys			Girls			
	Number		%	Number		%	
	427		48.03	462		51.97	

<div>AREA</div> <div></div>	Rural			Urban			
	Number		%	Number		%	
	838		94.26	51		5.74	

<div>CATEGORY</div> <div></div>	SC		ST		OBC		GEN	
	Number	%	Number	%	Number	%	Number	%
	84	9.45	23	2.59	125	14.06	657	73.90

<div>CWSN</div> <div></div>	LD	VI	HI	S&LD	ID	Oth
	1	2	2	0	2	1

<div>Management</div> <div></div>	Government			Government-aided		
	Number		%	Number		%
	801		90.10	88		9.90

Average Performance of Students in Language (%)

Overall	Gender		Area		Management		Social Group			
	Male	Female	Rural	Urban	Govt.	Aided	SC	ST	OBC	GEN
76.88	77.81	76.02	76.94	75.95	78.20	64.85	77.94	86.09	80.91	75.66

Performance on Learning Outcomes (LOs)

Learning Outcomes	Description	Average Performance(%)
L304	Reads small texts with comprehension i.e., identifies main ideas, details, sequence and draws conclusions	76.90
L312	Reads printed scripts on the classroom walls: poems, posters, charts etc.	76.85

Range of Performance of Students who Answered Correctly							
Below 30%		30% - 50%		50% - 75%		Above 75%	
Number	%	Number	%	Number	%	Number	%
33	3.71	85	9.56	203	22.83	568	63.89

Lowest Performing Learning Outcomes (LOs)

1 - Reads printed scripts on the classroom walls: poems, posters, charts etc. (76.85)

2 - Reads small texts with comprehension i.e., identifies main ideas, details, sequence and draws conclusions (76.90)